Flute Warm-ups

I. Headjoint Rolls: By rolling your headjoint *inward* or outward, make the pitch bend *downward* or upward.

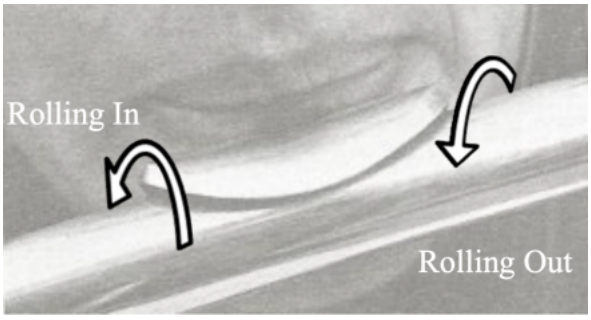

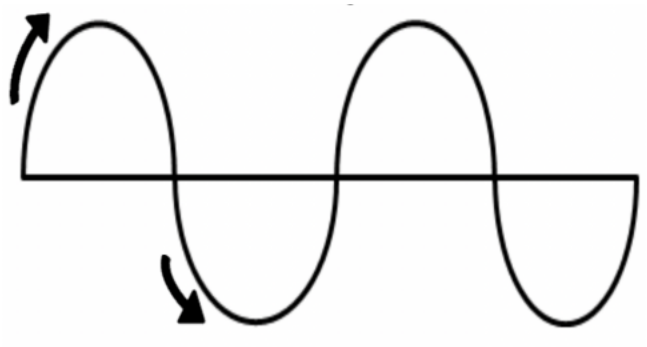

II. Headjoint only: Use your hand to cover the open end of the headjoint.
Play an "octave" leap while using your air speed/direction and aperture shape to help leap.

IIIA. Octaves (Up)



IIIB. Octaves (Down)



IV. Harmonic Overtones (○) Finger the low note, but use your air/aperture to play the high note.